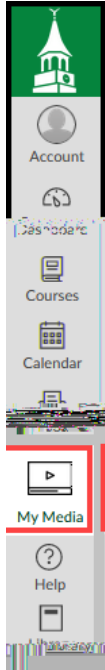



Download Your Kaltura Video

These directions explain how to download your own Kaltura video file to share outside of Canvas or share outside of Kaltura. Sometimes you need to share your video and upload to other programs to show evidence or artifact of your work. Selecting a smaller file size may be better suited depending on allowable space at the destination.

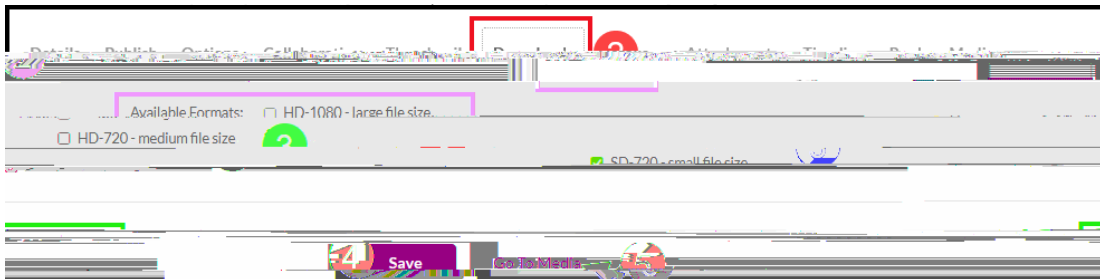


To download a Kaltura video go to **"My Media"** on your Canvas global menu. Your **"My Media"** page opens. Find the video you want to download.

1. To the right of your video, select the pencil icon (Edit).



3. Select a size. You can determine a particular size you need, the higher the size, more available when the highest resolution is allotted at the



local computer retrieve it later.

